

# EPD

## Environmental Product Declaration

Ege®

### Epoca Frame WT

surface pile weight: 468 g/m<sup>2</sup>

pile material: polyamide 6.6, continuous dyed

backing: woven textile backing




GUT/Prodis ID:

ADAC45F8

These EPD data are only valid in combination with the environmental product declaration EPD-EGE-20200165-CCC1-EN published by Institut Bauen und Umwelt e.V. (IBU) and a GUT/Prodis license

---

This data set gives product specific LCA results based on the calculation procedure described in the above mentioned EPD.



## Calculation method for similar Products of the EPD document

The EPD document is valid for all products with a surface pile weight lower or equal to the declared maximum pile weight of 1500 g/m<sup>2</sup>.

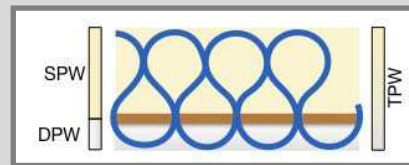
The respective declaration number is EPD-EGE-20200165-CCC1-EN .

This document indicates more specific LCA results for (a) product(s) with identical material compositions and production parameters. The product(s) belong(s) to the same family of products and only differ in its/their pile weight(s).

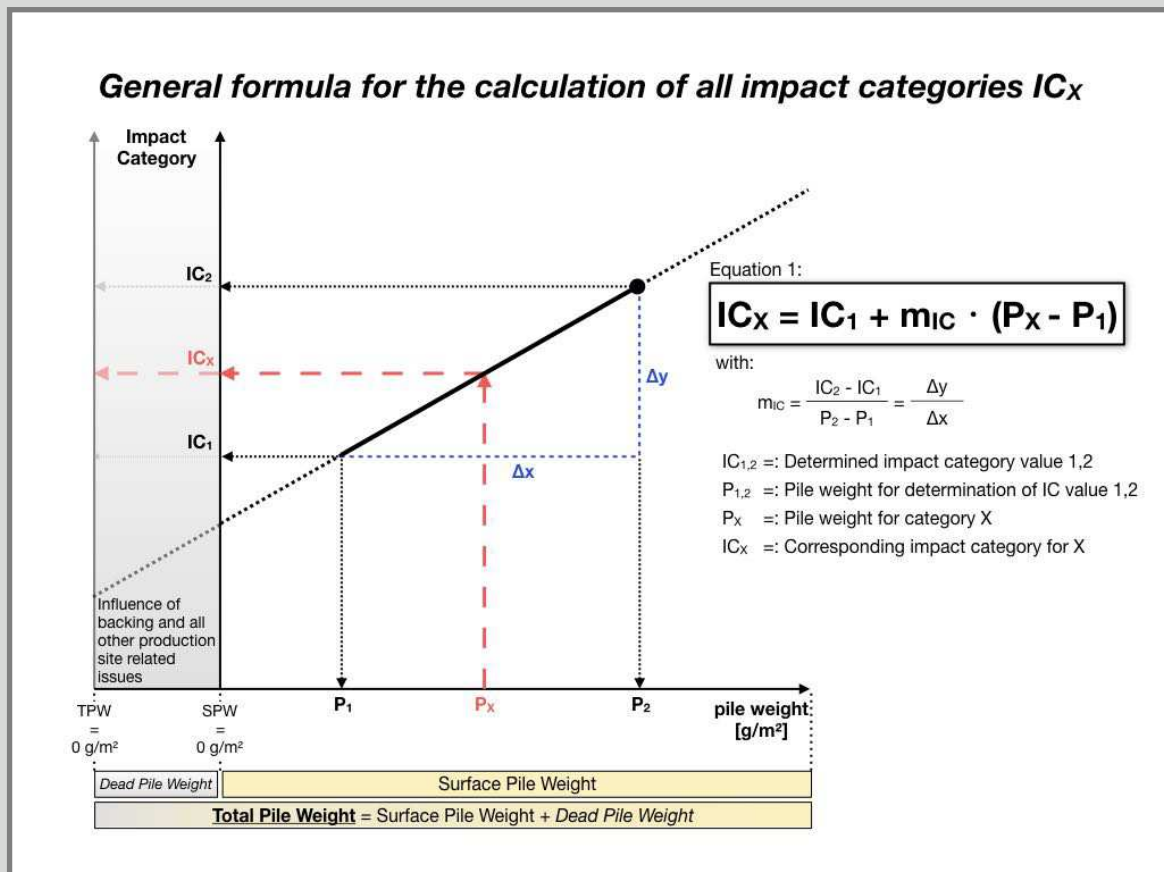
LCA results show a linear correlation with the total pile weight, for all impact categories (IC) and all modules (A-D). It is possible to calculate specific LCA results (IC<sub>x</sub>) for every carpet (x) within the declared group of products in relation to its total pile weight (P<sub>x</sub>).

The total pile weight (TPW) is the sum of surface pile weight (SPW) and dead pile weight (DPW):

$$TPW = SPW + DPW$$



The surface pile weight is the technical relevant value according to EN 1307 and has to be mentioned in technical specification. As shown in the figure below alternatively to the total pile weight the surface pile weight can be used to calculate LCA results (IC<sub>x</sub>).



**Graph 1:** General formula for the calculation of all impact categories IC<sub>x</sub>.

## General Information on use stages B1 to B7

LCA results indicate environmental impacts resulting from use stage B1 to B7.

For textile floor coverings only modules B1 (use) and B2 (maintenance) are taken into account. Modules B3 (repair), B4 (replacement), B5 (refurbishment), B6 (operational energy use) and B7 (operational water use) are not relevant during the service life of textile floor coverings.

**Module B1** ‘use’ includes emissions to the indoor air during the use stage. Relevant emissions only occur in the first year of life (see LCA: Calculation rules).

**Module B2** ‘maintenance’ includes cleaning procedures.

### Reference service life (RSL)

The actual service life of textile floor coverings depends on a wide range of various impact factors such as the allocation of the application area to the use class, maintenance, intensity of use and most often fashion and building related aspects. Therefore, technical service life cannot be defined for textile floor coverings.

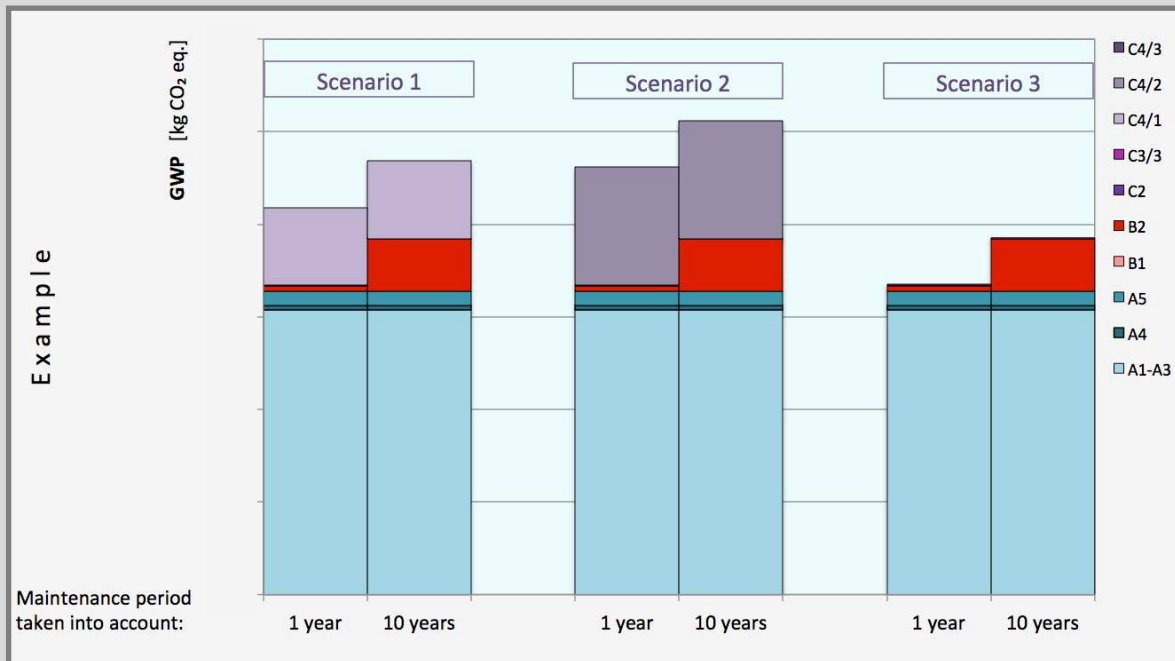
### Total environmental impacts from module B2

Total environmental impacts have to be calculated by taking into account the service life of textile floor coverings. Therefore, the assumed real life (ARSL) has to be used for the calculation of total environmental impacts taking into account the expected use conditions (see RSL). Module B2 (maintenance) is depending on the service life.

Values for module B2 given in the result tables are indicated for the period of one year. They have to be multiplied by the ARSL of the textile floor covering taking into account building related aspects.

The influence of the maintenance period on the Global Warming Potential (GWP) of the whole life cycle of a textile floor covering - differentiated for 3 end-of-life scenarios - is illustrated in the graph below.

3 end-of-life scenarios:  
 Scenario 1: 100 % Landfill disposal  
 Scenario 2: 100 % Municipal waste incineration  
 Scenario 3: 100 % Recycling in the cement industry



**Graph 2:** Global Warming Potential (GWP) - aggregation of module A to module C - taking into account a maintenance period of 1 year compared to a maintenance period of 10 years - for the three declared end-of-life scenarios.



## 1. Information on the product Epoca Frame WT

### Product description

| Name                     | Value                          | Unit             |
|--------------------------|--------------------------------|------------------|
| Type of manufacture      | tufted broadloom               | -                |
| Yarn type                | polyamide 6.6, continuous dyed | -                |
| Total pile weight        | 850                            | g/m <sup>2</sup> |
| Surface pile weight      | 468                            | g/m <sup>2</sup> |
| Dead pile weight         | 382                            | g/m <sup>2</sup> |
| Secondary backing        | woven textile backing          | -                |
| Product Form             | rolls 400 cm width             | -                |
| Max. total carpet weight | 2610                           | g/m <sup>2</sup> |

#### Base materials / Ancillary materials

| Name                                 | Value for category | Unit |
|--------------------------------------|--------------------|------|
| Polyamide 6.6                        | 32,6               | %    |
| Polyester                            | 4,6                | %    |
| Polypropylene                        | 3,4                | %    |
| Mineral filler                       | 21,6               | %    |
| Aluminiumhydroxide                   | 26,3               | %    |
| Polymer dispersion (solid content)   | 10,9               | %    |
| Additives                            | 0,5                | %    |
| Recycled content out of total weight | 4 %                | %    |

### LCA: Declared Unit

| Name                      | Value for category | Unit               |
|---------------------------|--------------------|--------------------|
| Declared unit             | 1,0                | m <sup>2</sup>     |
| Conversion factor to 1 kg | 0,38               | m <sup>2</sup> /kg |
| Mass reference            | 2,6                | kg/m <sup>2</sup>  |

### LCA: Scenarios and additional technical information

All indicated values refer to the declared functional unit

#### Transport to the construction site (A4)

| Name  | Value for category | Unit    |
|---|--------------------|---------|
| Litres of fuel (truck, EURO 0-6 mix)        | 0,0061             | l/100km |
| Transport distance                          | 700                | km      |
| Capacity utilisation (including empty runs) | 55                 | %       |

#### Installation in the building (A5)

| Name          | Value for category | Unit |
|---------------|--------------------|------|
| Material lost | 0,23               | kg   |

#### Maintenance (B2)

Indication per m<sup>2</sup> and year

| Name                                | Value for category | Unit           |
|-------------------------------------|--------------------|----------------|
| Maintenance cycle (wet cleaning)    | 1,5                | 1/year         |
| Maintenance cycle (vacuum cleaning) | 208                | 1/year         |
| Water consumption (wet cleaning)    | 0,004              | m <sup>3</sup> |
| Cleaning agent (wet cleaning)       | 0,09               | kg             |
| Electricity consumption             | 0,314              | kWh            |

#### End of Life (C1-C4)

| Name   | Value for category | Unit              |
|--|--------------------|-------------------|
| Collected as mixed construction waste (scenario 1 and 2) | 2,61               | kg/m <sup>2</sup> |
| Collected separately (scenario 3)                        | 2,61               | kg/m <sup>2</sup> |
| Landfilling (scenario 1)                                 | 2,61               | kg/m <sup>2</sup> |
| Energy recovery (scenario 2)                             | 2,61               | kg/m <sup>2</sup> |
| Energy recovery (scenario 3)                             | 1,36               | kg/m <sup>2</sup> |
| Recycling (scenario 3)                                   | 1,25               | kg/m <sup>2</sup> |



## LCA: Results for Epoca Frame WT

(calculated with a total pile weight of 850 g/m<sup>2</sup>)

The declared result figures in module B2 have to be multiplied by the assumed service time (in years) of the floor covering in the building considered (see chapter: 'General Information on use stages B1 to B7').

### Information on un-declared modules:

Modules B3 - B7 are not relevant during the service life of the carpet and are therefore not declared.

Modules C1, C3/1, C4/2 and C4/3 cause no additional impact and are therefore not declared.

Module C2 represents the transport for scenarios 1, 2 and 3.

## Description of the system boundary

(X = Included in LCA; MDN = Module not declared)

| State of production |           |               | State of construction phase |              | State of use |             |        |             |         |            |           | End of life state        |           |                  |          | Credits and loads after life            |   |
|---------------------|-----------|---------------|-----------------------------|--------------|--------------|-------------|--------|-------------|---------|------------|-----------|--------------------------|-----------|------------------|----------|---|---|
| raw material supply | transport | manufacturing | delivery                    | installation | use          | maintenance | repair | replacement | renewal | energy use | water use | stop of use / demolition | transport | waste management | disposal | reuse, recovery and recycling potential |   |
| A1                  | A2        | A3            | A4                          | A5           | B1           | B2          | B3     | B4          | B5      | B6         | B7        | C1                       | C2        | C3               | C4       | D                                       |   |
| X                   | X         | X             | X                           | X            | X            | X           | MND    | MND         | MND     | MND        | MND       | MND                      | MND       | X                | X        | X                                       | X |

## Results for the LCA - Environmental impact: 1 m<sup>2</sup> floor covering

| Parameter   | Unit          | A1-A3    | A4        | A5       | B1       | B2       | C2        | C3/2     | C3/3     | C4/1     | D/A5      | D/1      | D/2       | D/3       |
|-------------|---------------|----------|-----------|----------|----------|----------|-----------|----------|----------|----------|-----------|----------|-----------|-----------|
| <b>GWP</b>  | [kg CO2-eq]   | 1,10E+01 | 1,56E-01  | 1,57E+00 | 0,00E+00 | 2,92E-01 | 8,64E-03  | 3,21E+00 | 1,44E-02 | 1,75E-01 | -2,37E-01 | 0,00E+00 | -1,09E+00 | -4,24E-01 |
| <b>ODP</b>  | [kg CFC11-eq] | 6,12E-08 | 2,57E-17  | 5,51E-09 | 0,00E+00 | 1,21E-08 | 1,42E-18  | 1,18E-15 | 4,28E-16 | 5,71E-16 | -3,35E-15 | 0,00E+00 | -1,53E-14 | -2,78E-15 |
| <b>AP</b>   | [kg SO2-eq]   | 1,48E-02 | 6,59E-04  | 1,65E-03 | 0,00E+00 | 1,16E-03 | 3,64E-05  | 2,69E-03 | 3,01E-05 | 4,77E-04 | -2,99E-04 | 0,00E+00 | -1,37E-03 | -1,70E-03 |
| <b>EP</b>   | [kg PO4)3-eq] | 3,09E-03 | 1,65E-04  | 3,59E-04 | 0,00E+00 | 3,17E-04 | 9,14E-06  | 6,83E-04 | 3,32E-06 | 4,99E-04 | -3,72E-05 | 0,00E+00 | -1,71E-04 | -1,96E-04 |
| <b>POCP</b> | [kg ethen-eq] | 1,98E-03 | -2,78E-04 | 1,69E-04 | 6,29E-05 | 1,48E-04 | -1,54E-05 | 1,63E-04 | 2,14E-06 | 5,39E-05 | -2,72E-05 | 0,00E+00 | -1,25E-04 | -1,92E-04 |
| <b>ADPE</b> | [kg Sb-eq]    | 1,45E-05 | 1,32E-08  | 1,33E-06 | 0,00E+00 | 4,43E-06 | 7,30E-10  | 1,03E-07 | 4,79E-09 | 3,41E-08 | -4,43E-08 | 0,00E+00 | -2,03E-07 | -3,77E-07 |
| <b>ADPF</b> | [MJ]          | 2,01E+02 | 2,13E+00  | 1,85E+01 | 0,00E+00 | 6,76E+00 | 1,18E-01  | 1,84E+00 | 1,58E-01 | 2,62E+00 | -3,32E+00 | 0,00E+00 | -1,53E+01 | -3,70E+01 |

Caption: **GWP** = Global warming potential; **ODP** = Depletion potential of the stratospheric ozone layer; **AP** = Acidification potential of land and water; **EP** = Eutrophication potential; **POCP** = Formation potential of tropospheric ozone photochemical oxidants; **ADPE** = Abiotic depletion potential for non-fossil resources; **ADPF** = Abiotic depletion potential for fossil resources



### Results for the LCA - Resource use: 1 m<sup>2</sup> floor covering

| Parameter | Unit              | A1-A3    | A4       | A5        | B1       | B2       | C2       | C3/2      | C3/3      | C4/1     | D/A5      | D/1      | D/2       | D/3       |
|-----------|-------------------|----------|----------|-----------|----------|----------|----------|-----------|-----------|----------|-----------|----------|-----------|-----------|
| PERE      | [MJ]              | 2,99E+01 | 1,20E-01 | 2,73E+00  | 0,00E+00 | 1,20E+00 | 6,63E-03 | 2,78E-01  | 1,14E-01  | 1,91E-01 | -8,91E-01 | 0,00E+00 | -4,07E+00 | -6,33E-01 |
| PERM      | [MJ]              | 0,00E+00 | 0,00E+00 | 0,00E+00  | 0,00E+00 | 0,00E+00 | 0,00E+00 | 0,00E+00  | 0,00E+00  | 0,00E+00 | 0,00E+00  | 0,00E+00 | 0,00E+00  | 0,00E+00  |
| PERT      | [MJ]              | 2,99E+01 | 1,20E-01 | 2,73E+00  | 0,00E+00 | 1,20E+00 | 6,63E-03 | 2,78E-01  | 1,14E-01  | 1,91E-01 | -8,91E-01 | 0,00E+00 | -4,07E+00 | -6,33E-01 |
| PENRE     | [MJ]              | 1,69E+02 | 2,14E+00 | 2,33E+01  | 0,00E+00 | 7,86E+00 | 1,18E-01 | 4,10E+01  | 3,92E+01  | 2,71E+00 | -4,09E+00 | 0,00E+00 | -1,88E+01 | -3,74E+01 |
| PENRM     | [MJ]              | 4,28E+01 | 0,00E+00 | -3,79E+00 | 0,00E+00 | 0,00E+00 | 0,00E+00 | -3,90E+01 | -3,90E+01 | 0,00E+00 | 0,00E+00  | 0,00E+00 | 0,00E+00  | 0,00E+00  |
| PENRT     | [MJ]              | 2,12E+02 | 2,14E+00 | 1,95E+01  | 0,00E+00 | 7,86E+00 | 1,18E-01 | 2,01E+00  | 2,57E-01  | 2,71E+00 | -4,09E+00 | 0,00E+00 | -1,88E+01 | -3,74E+01 |
| SM        | [kg]              | 1,11E-01 | 0,00E+00 | 9,99E-03  | 0,00E+00 | 0,00E+00 | 0,00E+00 | 0,00E+00  | 0,00E+00  | 0,00E+00 | 0,00E+00  | 0,00E+00 | 0,00E+00  | 1,25E+00  |
| RSF       | [MJ]              | 0,00E+00 | 0,00E+00 | 0,00E+00  | 0,00E+00 | 0,00E+00 | 0,00E+00 | 0,00E+00  | 0,00E+00  | 0,00E+00 | 0,00E+00  | 0,00E+00 | 0,00E+00  | 0,00E+00  |
| NRSF      | [MJ]              | 0,00E+00 | 0,00E+00 | 0,00E+00  | 0,00E+00 | 0,00E+00 | 0,00E+00 | 0,00E+00  | 0,00E+00  | 0,00E+00 | 0,00E+00  | 0,00E+00 | 0,00E+00  | 3,90E+01  |
| FW        | [m <sup>3</sup> ] | 3,51E-02 | 1,39E-04 | 4,74E-03  | 0,00E+00 | 4,27E-03 | 7,68E-06 | 1,06E-02  | 1,32E-04  | 3,32E-05 | -1,03E-03 | 0,00E+00 | -4,71E-03 | -3,65E-03 |

Caption **PERE** = Use of renewable primary energy excluding renewable primary energy resources used as raw materials; **PERM** = Use of renewable primary energy resources used as raw materials; **PERT** = Total use of renewable primary energy resources; **PENRE** = Use of non-renewable primary energy excluding non-renewable primary energy resources used as raw materials; **PENRM** = Use of non-renewable primary energy resources used as raw materials; **PENRT** = Total use of non-renewable primary energy resources; **SM** = Use of secondary material; **RSF** = Use of renewable secondary fuels; **NRSF** = Use of non-renewable secondary fuels; **FW** = Use of net fresh water

### Results for the LCA - Output flows and waste categories: 1 m<sup>2</sup> floor covering

| Parameter | Unit | A1-A3    | A4       | A5       | B1       | B2       | C2       | C3/2     | C3/3     | C4/1     | D/A5      | D/1      | D/2       | D/3       |
|-----------|------|----------|----------|----------|----------|----------|----------|----------|----------|----------|-----------|----------|-----------|-----------|
| HWD       | [kg] | 2,25E-07 | 9,93E-08 | 3,03E-08 | 0,00E+00 | 9,63E-10 | 5,50E-09 | 8,15E-09 | 1,06E-10 | 9,91E-09 | -1,63E-09 | 0,00E+00 | -7,52E-09 | 3,12E-09  |
| NHWD      | [kg] | 4,45E-01 | 3,27E-04 | 9,76E-02 | 0,00E+00 | 5,63E-03 | 1,81E-05 | 6,27E-01 | 1,82E-04 | 2,60E+00 | -1,89E-03 | 0,00E+00 | -8,66E-03 | -3,27E-01 |
| RWD       | [kg] | 4,32E-03 | 2,64E-06 | 3,98E-04 | 0,00E+00 | 3,38E-04 | 1,46E-07 | 6,94E-05 | 3,89E-05 | 3,26E-05 | -3,05E-04 | 0,00E+00 | -1,39E-03 | -1,68E-04 |
| CRU       | [kg] | 0,00E+00 | 0,00E+00 | 0,00E+00 | 0,00E+00 | 0,00E+00 | 0,00E+00 | 0,00E+00 | 0,00E+00 | 0,00E+00 | 0,00E+00  | 0,00E+00 | 0,00E+00  | 0,00E+00  |
| MFR       | [kg] | 1,02E-02 | 0,00E+00 | 0,00E+00 | 0,00E+00 | 0,00E+00 | 0,00E+00 | 0,00E+00 | 1,25E+00 | 0,00E+00 | 0,00E+00  | 0,00E+00 | 0,00E+00  | 0,00E+00  |
| MER       | [kg] | 0,00E+00 | 0,00E+00 | 0,00E+00 | 0,00E+00 | 0,00E+00 | 0,00E+00 | 0,00E+00 | 1,36E+00 | 0,00E+00 | 0,00E+00  | 0,00E+00 | 0,00E+00  | 0,00E+00  |
| EEE       | [MJ] | 0,00E+00 | 0,00E+00 | 1,05E+00 | 0,00E+00 | 0,00E+00 | 0,00E+00 | 5,00E+00 | 0,00E+00 | 0,00E+00 | 0,00E+00  | 0,00E+00 | 0,00E+00  | 0,00E+00  |
| EET       | [MJ] | 0,00E+00 | 0,00E+00 | 1,90E+00 | 0,00E+00 | 0,00E+00 | 0,00E+00 | 9,22E+00 | 0,00E+00 | 0,00E+00 | 0,00E+00  | 0,00E+00 | 0,00E+00  | 0,00E+00  |

Caption **HWD** = Hazardous waste disposed; **NHWD** = Non-hazardous waste disposed; **RWD** = Radioactive waste disposed; **CRU** = Components for re-use; **MFR** = Materials for recycling; **MER** = Materials for energy recovery; **EEE** = Exported electrical energy; **EEE** = Exported thermal energy

# ENVIRONMENTAL PRODUCT DECLARATION

as per ISO 14025 and EN 15804+A1

|                          |                                      |
|--------------------------|--------------------------------------|
| Owner of the Declaration | Ege Carpets A/S                      |
| Programme holder         | Institut Bauen und Umwelt e.V. (IBU) |
| Publisher                | Institut Bauen und Umwelt e.V. (IBU) |
| Declaration number       | EPD-EGE-20200165-CCC1-EN             |
| Issue date               | 05/10/2020                           |
| Valid to                 | 04/10/2025                           |

**Tufted broadloom carpet**  
pile material polyamide 6.6,  
maximum total pile weight 1500 g/m<sup>2</sup>,  
continuous dyeing method,  
woven textile backing

**Ege®**

[www.ibu-epd.com](http://www.ibu-epd.com) | <https://epd-online.com>



## General Information

|   |  |   |  |   |  |                                     |  |
|---|--|---|--|---|--|-------------------------------------|--|
| <p><b>Ege®</b></p> <hr/> <p><b>Programme holder</b><br/>         IBU – Institut Bauen und Umwelt e.V.<br/>         Panoramastr. 1<br/>         10178 Berlin<br/>         Germany</p> <hr/> <p><b>Declaration number</b><br/>         EPD-EGE-20200165-CCC1-EN</p> <hr/> <p><b>This declaration is based on the product category rules:</b><br/>         Floor coverings, 02/2018<br/>         (PCR checked and approved by the SVR)</p> <hr/> <p><b>Issue date</b><br/>         05/10/2020</p> <hr/> <p><b>Valid to</b><br/>         04/10/2025</p> | <p><b>Tufted broadloom carpet,</b><br/>         pile material PA 6.6, max. total pile weight 1500 g/m<sup>2</sup>, continuous dyeing method, woven textile backing</p> <hr/> <p><b>Owner of the declaration</b><br/>         Ege Carpets A/S<br/>         Industrivej Nord 25<br/>         7400 Herning<br/>         Denmark</p> <hr/> <p><b>Declared product / declared unit</b><br/>         1 m<sup>2</sup> tufted broadloom carpet with a pile material of PA 6.6 and a woven textile backing</p> <hr/> <p><b>Scope:</b><br/>         The manufacturer declaration applies to a broadloom carpet with a total pile material of max. 1500 g/m<sup>2</sup> PA 6.6 and a woven textile backing. The carpet is produced in the Ege® manufacturing site Gram, Denmark.<br/>         LCA results for products with a maximum total pile weight of 400 g/m<sup>2</sup> can be taken from the corresponding tables of the annexe. Specific data for every product within the declared group of products in relation to its total pile weight can be calculated by using equation 1 given in the annexe (see annexe chapter: 'General Information on the annexe').<br/>         The declaration is only valid in conjunction with a valid GUT-<i>PROD</i>IS license of the product.</p> <p>The owner of the declaration shall be liable for the underlying information and evidence; the IBU shall not be liable with respect to manufacturer information, life cycle assessment data and evidences.<br/>         The EPD was created according to the specifications of <i>EN 15804+A1</i>. In the following, the standard will be simplified as <i>EN 15804</i>.</p> <hr/> <p><b>Verification</b></p> <table border="1"> <tr> <td colspan="2">The standard <i>EN 15804</i> serves as the core PCR</td> </tr> <tr> <td colspan="2">Independent verification of the declaration and data according to <i>ISO 14025:2010</i></td> </tr> <tr> <td><input type="checkbox"/> internally</td> <td><input checked="" type="checkbox"/> externally</td> </tr> </table> | The standard <i>EN 15804</i> serves as the core PCR |  | Independent verification of the declaration and data according to <i>ISO 14025:2010</i> |  | <input type="checkbox"/> internally | <input checked="" type="checkbox"/> externally |
| The standard <i>EN 15804</i> serves as the core PCR   |  |   |  |   |  |                                     |  |
| Independent verification of the declaration and data according to <i>ISO 14025:2010</i>   |  |   |  |   |  |                                     |  |
| <input type="checkbox"/> internally   | <input checked="" type="checkbox"/> externally   |   |  |   |  |                                     |  |

|  |  |
|--|--|
| <p></p> <hr/> <p>Dipl. Ing. Hans Peters<br/>         (chairman of Institut Bauen und Umwelt e.V.)</p> | <p></p> <hr/> <p>Angela Schindler<br/>         (Independent verifier appointed by SVR)</p> |
|--|--|

## Product

### Product description/Product definition

Tufted broadloom carpet having a pile material of polyamide 6.6 and a woven textile backing. The surface layer is coloured by a continuous dyeing method.

The declaration applies to a group of products with a maximum total pile weight of 1500 g/m<sup>2</sup>. LCA results for products with a maximum total pile weight of 400 g/m<sup>2</sup> can be taken from the corresponding tables of the annexe. Results for specific products with any other total pile weight can be calculated by using equation 1 given in

the annexe (see annexe chapter: 'General Information on the annexe').

For the placing on the market of the product in the European Union/European Free Trade Association (EU/EFTA) (with the exception of Switzerland) *Regulation (EU) No. 305/2011* Construction Product Regulation (CPR) applies. The product needs a Declaration of Performance (DoP) taking into consideration *DIN EN 14041: 2008-05*, Resilient, textile and laminate floor coverings - Essential characteristics and the CE-marking. The DoP of the product can be found on the manufacturer's technical



information section. For the application and use of the product the respective national provisions apply.

### Application

According to the use class as defined in *EN 1307* the products can be used in professional areas. The use class can be found on the technical data sheet of the product.

### Technical Data

The performance data listed in the DoP apply.

| Name                | Value                            | Unit             |
|---------------------|----------------------------------|------------------|
| Product Form        | Rolls of 4 m width               | -                |
| Type of manufacture | Tufted carpet                    | -                |
| Yarn type           | PA 6.6                           | -                |
| Colouration         | Continuous dyeing method         |                  |
| Primary backing     | 90 % recycled PET                |                  |
| Secondary backing   | Woven textile backing made of PP | -                |
| Total pile weight   | 1500                             | g/m <sup>2</sup> |
| Total carpet weight | 3260                             | g/m <sup>2</sup> |

Performance data of the product in accordance with the declaration of performance with respect to its essential characteristics according to *EN 14041*. Additional product properties in accordance with *EN 1307* can be found on the Product Information System *PRODIS* using the *PRODIS* registration number of the product ([www.pro-dis.info](http://www.pro-dis.info)) or on the manufacturer's technical information section ([www.egecarpets.com](http://www.egecarpets.com)).

### Base materials/Ancillary materials

| Name                               | Value | Unit |
|------------------------------------|-------|------|
| Polyamide 6.6                      | 46.0  | %    |
| Polyester                          | 3.7   | %    |
| Polypropylene                      | 2.8   | %    |
| Mineral filler                     | 17.3  | %    |
| Aluminum hydroxide                 | 21.1  | %    |
| Polymer dispersion (solid content) | 8.8   | %    |
| Additives                          | 0.4   | %    |

The products are registered in the *GUT-PRODIS* Information System. The *PRODIS* system ensures the compliance with limitations of various chemicals and Volatile Organic Compound (VOC)-emissions and a ban on the use of all substances that are listed as 'Substances of Very High Concern' (SVHC) under *REACH*.

This product contains substances listed in the *ECHA candidate list* (16.01.2020) exceeding 0.1 percentage by mass: no

### Reference service life

A calculation of the reference service life according to *ISO 15686* is not possible.

The service life of textile floor coverings strongly depends on the correct installation taking into account the declared use classification and the adherence to cleaning and maintenance instructions.

A minimum service life of 10 years can be assumed, technical service life can be considerably longer.

## LCA: Calculation rules

### Declared Unit

| Name                      | Value | Unit              |
|---------------------------|-------|-------------------|
| Declared unit             | 1     | m <sup>2</sup>    |
| Conversion factor to 1 kg | 0.31  | -                 |
| Mass reference            | 3.26  | kg/m <sup>2</sup> |

The declared unit refers to 1 m<sup>2</sup> produced textile floor covering. The output of module A5 'Assembly' is 1 m<sup>2</sup> installed textile floor covering.

### System boundary

*Type of EPD:* Cradle-to-grave

*System boundaries of modules A, B, C, D:*

Modules C3, C4 and D are indicated separately for three end-of-life scenarios:

- 1 landfill disposal
- 2 municipal waste incineration
- 3 recovery in a cement plant

#### A1-A3 Production:

Energy supply and production of the basic material, processing of secondary material, auxiliary material, transport of the material to the manufacturing site, emissions, waste water treatment, packaging material and waste processing up to the landfill disposal of residual waste (except radioactive waste). Benefits for generated electricity and steam due to the incineration of production waste are aggregated.

#### A4 Transport:

Transport of the packed textile floor covering from factory gate to the place of installation.

#### A5 Installation:

Installation of the textile floor covering, processing of installation waste and packaging waste up to the landfill disposal of residual waste (except radioactive waste), the production of the amount of carpet that occurs as installation waste including its transport to the place of installation.

Generated electricity and steam due to the incineration of waste are listed in the result table as exported energy.

Preparation the floor and auxiliary materials (adhesives, fixing agents, PET connectors) are beyond the system boundaries and not taken into account.

#### B1 Use:

Indoor emissions during the use stage. After the first year, no product- related Volatile Organic Compound (VOC) emissions are relevant due to known VOC decay curves of the product.

#### B2 Maintenance:

Cleaning of the textile floor covering for a period of 1 year:

- Vacuum cleaning – electricity supply
- Wet cleaning – electricity, water consumption, production of the cleaning agent, waste water treatment.

The declared values in this module have to be multiplied by the assumed service life of the floor covering in the building in question.

**B3 - B7:**

The modules are not relevant and therefore not declared.

**C1 De-construction:**

The floor covering is de-constructed manually and no additional environmental impact is caused.

**C2 Transport:**

Transport of the carpet waste to a landfill, to the municipal waste incineration plant (MWI) or to the waste collection facility for recycling.

**C3 Waste processing:**

C3-1: Landfill disposal needs no waste processing.  
 C3-2: The impact from waste incineration (plant with  $R1 > 0.6$ ), generated electricity and steam are listed in the result table as exported energy.  
 C3-3: Collection of the carpet waste for recovery in the cement industry, waste processing (granulating).

**C4 Disposal**

C4-1: Impact from landfill disposal.  
 C4-2: The carpet waste leaves the system in module C3-2.

C4-3: The pre-processed carpet waste leaves the system in module C3-3.

**D Recycling potential:**

Calculated benefits result from materials exclusive secondary materials (net materials).

D-A5: Benefits for generated energy due to incineration of packaging and installation waste (incineration plant with  $R1 > 0.6$ ),

D-1: Benefits for generated energy due to landfill disposal of carpet waste at the end-of-life,

D-2: Benefits for generated energy due to incineration of carpet waste at the end-of-life (incineration plant with  $R1 > 0.6$ ),

D-3: Benefits for saved fossil energy and saved inorganic material due to recovery of the carpet in a cement plant at the end-of-life, transport from the reprocessing plant to the cement kiln.

**Comparability**

Basically, a comparison or an evaluation of EPD data is only possible if all the data sets to be compared were created according to *EN 15804* and the building context, respectively the product-specific characteristics of performance, are taken into account.

Background data are taken from the *GaBi database 2020*, service pack 40. Remaining data gaps are covered by the *ecoinvent 3.6 database 2019*.

**LCA: Scenarios and additional technical information**

The following information refer to the declared modules and are the basis for calculations or can be used for further calculations. The indicated values refer to the declared functional unit of all products with a total pile weight up to 1500 g/m<sup>2</sup>.

**Transport to the construction site (A4)**

| Name  | Value  | Unit    |
|---|--------|---------|
| Litres of fuel (truck, EURO 0-6 mix)        | 0.0076 | l/100km |
| Transport distance                          | 700    | km      |
| Capacity utilisation (including empty runs) | 55     | %       |

**Installation in the building (A5)**

| Name          | Value | Unit |
|---------------|-------|------|
| Material loss | 0.29  | kg   |

Polyethene packaging waste and installation waste are considered to be incinerated in a municipal waste incineration plant.

Preparation of the floor and auxiliaries (adhesives, fixing agents, PET connectors, etc.) are not taken into account.

**Maintenance (B2)**

The values for cleaning refer to 1 m<sup>2</sup> floor covering used in commercial areas per year. Depending on the application based on *ISO 10874*, the technical service life recommended by the manufacturer and the anticipated strain on the floor by customers, the case-specific useful life can be established. The effects of Module B2 need to be calculated on the basis of this useful life in order to obtain the overall environmental impacts.

| Name                                | Value | Unit           |
|-------------------------------------|-------|----------------|
| Maintenance cycle (wet cleaning)    | 1.5   | 1/year         |
| Maintenance cycle (vacuum cleaning) | 208   | 1/year         |
| Water consumption (wet cleaning)    | 0.004 | m <sup>3</sup> |
| Cleaning agent (wet cleaning)       | 0.09  | kg             |
| Electricity consumption             | 0.314 | kWh            |

Further information on cleaning and maintenance see [www.egecarpets.com](http://www.egecarpets.com)

**End of Life (C1-C4)**

Three different end-of-life scenarios are declared and the results are indicated separately in module C. Each scenario is calculated as a 100% scenario.

Scenario 1: 100% landfill disposal

Scenario 2: 100% municipal waste incineration (MWI) with  $R1 > 0.6$

Scenario 3: 100% recycling in the cement industry

If combinations of these scenarios have to be calculated this should be done according to the following scheme:

$$\begin{aligned} \text{EOL-impact} &= x\% \text{ impact (Scenario 1)} \\ &+ y\% \text{ impact (Scenario 2)} \\ &+ z\% \text{ impact (Scenario 3)} \\ &\text{with } x\% + y\% + z\% = 100\% \end{aligned}$$

| Name   | Value | Unit |
|--|-------|------|
| Collected as mixed construction waste (scenario 1 and 2) | 3.26  | kg   |
| Collected separately (scenario 3)                        | 3.26  | kg   |
| Landfilling (scenario 1)                                 | 3.26  | kg   |
| Energy recovery (scenario 2)                             | 3.26  | kg   |
| Energy recovery (scenario 3)                             | 2.01  | kg   |
| Recycling (scenario 3)                                   | 1.25  | kg   |

**Reuse, recovery and/or recycling potentials (D),  
relevant scenario information**

Recovery or recycling potentials due to the three end-of-life scenarios (module C) are indicated separately.

Recycling in the cement industry (scenario 3)

VDZ e.V.

The organic material of the carpet is used as alternative fuel in a cement kiln. It mainly substitutes for lignite (64.5%), hard coal (26.5%) and petrol coke (9.0%).

The inorganic material is substantially integrated into the cement clinker and substitutes for original material input.

## LCA: Results

The LCA results refer to all declared products with a maximum total pile weight of 1500 g/m<sup>2</sup>.

LCA results for products with a maximum total pile weight of 400 g/m<sup>2</sup> can be taken from the corresponding tables of the annexe. Results for specific products with any other total pile weight can be calculated by using equation 1 given in the annex (see annex chapter: 'General Information on the annex').

The declared result figures in module B2 have to be multiplied by the assumed service life (in years) of the floor covering in the building under consideration.

Information on un-declared modules:

Modules B3 - B7 are not relevant during the service life of the carpet and are therefore not declared. Modules C1, C3/1, C4/2 and C4/3 cause no additional impact (see chapter "LCA: Calculation rules" in this document) and are therefore not declared. Module C2 represents the transport for scenarios 1, 2 and 3. Column D represents module D/A5. The calculations are based on the CML characterization factors (version January 2016).

### DESCRIPTION OF THE SYSTEM BOUNDARY (X = INCLUDED IN LCA; MND = MODULE NOT DECLARED; MNR = MODULE NOT RELEVANT)

| PRODUCT STAGE       |           |               | CONSTRUCTION PROCESS STAGE          |          | USE STAGE |             |        |             |               |                        |                       |                            | END OF LIFE STAGE |                  |          |                                    | BENEFITS AND LOADS BEYOND THE SYSTEM BOUNDARIES |
|---------------------|-----------|---------------|-------------------------------------|----------|-----------|-------------|--------|-------------|---------------|------------------------|-----------------------|----------------------------|-------------------|------------------|----------|------------------------------------|---|
| Raw material supply | Transport | Manufacturing | Transport from the gate to the site | Assembly | Use       | Maintenance | Repair | Replacement | Refurbishment | Operational energy use | Operational water use | De-construction demolition | Transport         | Waste processing | Disposal | Reuse-Recovery-Recycling-potential |   |
| A1                  | A2        | A3            | A4                                  | A5       | B1        | B2          | B3     | B4          | B5            | B6                     | B7                    | C1                         | C2                | C3               | C4       | D                                  |   |
| X                   | X         | X             | X                                   | X        | X         | X           | MNR    | MNR         | MNR           | MND                    | MND                   | MND                        | X                 | X                | X        | X                                  |   |

### RESULTS OF THE LCA - ENVIRONMENTAL IMPACT according to EN 15804+A1: 1 m<sup>2</sup> floor covering

| Parameter | Unit                                      | A1-A3   | A4       | A5      | B1      | B2      | C2       | C3/2     | C3/3     | C4/1     | D         | D/1     | D/2       | D/3       |
|-----------|---|---------|----------|---------|---------|---------|----------|----------|----------|----------|-----------|---------|-----------|-----------|
| GWP       | [kg CO <sub>2</sub> -Eq.]                 | 1.65E+1 | 1.94E-1  | 1.99E+0 | 0.00E+0 | 2.92E-1 | 1.08E-2  | 4.69E+0  | 1.80E-2  | 2.19E-1  | -1.92E-1  | 0.00E+0 | -1.80E+0  | -5.40E-1  |
| ODP       | [kg CFC11-Eq.]                            | 6.17E-8 | 3.19E-17 | 5.55E-9 | 0.00E+0 | 1.21E-8 | 1.77E-18 | 1.51E-15 | 5.35E-16 | 7.13E-16 | -2.72E-15 | 0.00E+0 | -2.53E-14 | -3.22E-15 |
| AP        | [kg SO <sub>2</sub> -Eq.]                 | 2.18E-2 | 8.18E-4  | 2.45E-3 | 0.00E+0 | 1.16E-3 | 4.55E-5  | 4.46E-3  | 3.75E-5  | 5.96E-4  | -2.42E-4  | 0.00E+0 | -2.26E-3  | -2.07E-3  |
| EP        | [kg (PO <sub>4</sub> ) <sup>3</sup> -Eq.] | 4.62E-3 | 2.05E-4  | 5.39E-4 | 0.00E+0 | 3.17E-4 | 1.14E-5  | 1.15E-3  | 4.15E-6  | 6.23E-4  | -3.02E-5  | 0.00E+0 | -2.82E-4  | -2.41E-4  |
| POCP      | [kg ethene-Eq.]                           | 3.03E-3 | -3.45E-4 | 2.65E-4 | 6.29E-5 | 1.48E-4 | -1.92E-5 | 2.68E-4  | 2.67E-6  | 6.73E-5  | -2.21E-5  | 0.00E+0 | -2.06E-4  | -2.48E-4  |
| ADPE      | [kg Sb-Eq.]                               | 1.69E-5 | 1.64E-8  | 1.53E-6 | 0.00E+0 | 4.43E-6 | 9.11E-10 | 1.17E-7  | 5.98E-9  | 4.26E-8  | -3.59E-8  | 0.00E+0 | -3.35E-7  | -3.88E-7  |
| ADPF      | [MJ]                                      | 3.04E+2 | 2.64E+0  | 2.78E+1 | 0.00E+0 | 6.76E+0 | 1.47E-1  | 2.52E+0  | 1.98E-1  | 3.28E+0  | -2.70E+0  | 0.00E+0 | -2.52E+1  | -5.55E+1  |

Caption: GWP = Global warming potential; ODP = Depletion potential of the stratospheric ozone layer; AP = Acidification potential of land and water; EP = Eutrophication potential; POCP = Formation potential of tropospheric ozone photochemical oxidants; ADPE = Abiotic depletion potential for non-fossil resources; ADPF = Abiotic depletion potential for fossil resources

### RESULTS OF THE LCA - RESOURCE USE according to EN 15804+A1: 1 m<sup>2</sup> floor covering

| Parameter | Unit              | A1-A3   | A4      | A5       | B1      | B2      | C2      | C3/2     | C3/3     | C4/1    | D        | D/1     | D/2      | D/3      |
|-----------|-------------------|---------|---------|----------|---------|---------|---------|----------|----------|---------|----------|---------|----------|----------|
| PERE      | [MJ]              | 3.76E+1 | 1.49E-1 | 3.43E+0  | 0.00E+0 | 1.20E+0 | 8.28E-3 | 3.49E-1  | 1.42E-1  | 2.38E-1 | -7.23E-1 | 0.00E+0 | -6.74E+0 | -7.37E-1 |
| PERM      | [MJ]              | 0.00E+0 | 0.00E+0 | 0.00E+0  | 0.00E+0 | 0.00E+0 | 0.00E+0 | 0.00E+0  | 0.00E+0  | 0.00E+0 | 0.00E+0  | 0.00E+0 | 0.00E+0  | 0.00E+0  |
| PERT      | [MJ]              | 3.76E+1 | 1.49E-1 | 3.43E+0  | 0.00E+0 | 1.20E+0 | 8.28E-3 | 3.49E-1  | 1.42E-1  | 2.38E-1 | -7.23E-1 | 0.00E+0 | -6.74E+0 | -7.37E-1 |
| PENRE     | [MJ]              | 2.56E+2 | 2.65E+0 | 3.31E+1  | 0.00E+0 | 7.86E+0 | 1.47E-1 | 6.25E+1  | 6.01E+1  | 3.38E+0 | -3.32E+0 | 0.00E+0 | -3.10E+1 | -5.60E+1 |
| PENRM     | [MJ]              | 6.36E+1 | 0.00E+0 | -3.79E+0 | 0.00E+0 | 0.00E+0 | 0.00E+0 | -5.98E+1 | -5.98E+1 | 0.00E+0 | 0.00E+0  | 0.00E+0 | 0.00E+0  | 0.00E+0  |
| PENRT     | [MJ]              | 3.20E+2 | 2.65E+0 | 2.93E+1  | 0.00E+0 | 7.86E+0 | 1.47E-1 | 2.74E+0  | 3.21E-1  | 3.38E+0 | -3.32E+0 | 0.00E+0 | -3.10E+1 | -5.60E+1 |
| SM        | [kg]              | 1.72E-1 | 0.00E+0 | 1.55E-2  | 0.00E+0 | 0.00E+0 | 0.00E+0 | 0.00E+0  | 0.00E+0  | 0.00E+0 | 0.00E+0  | 0.00E+0 | 0.00E+0  | 1.25E+0  |
| RSF       | [MJ]              | 0.00E+0 | 0.00E+0 | 0.00E+0  | 0.00E+0 | 0.00E+0 | 0.00E+0 | 0.00E+0  | 0.00E+0  | 0.00E+0 | 0.00E+0  | 0.00E+0 | 0.00E+0  | 0.00E+0  |
| NRSF      | [MJ]              | 0.00E+0 | 0.00E+0 | 0.00E+0  | 0.00E+0 | 0.00E+0 | 0.00E+0 | 0.00E+0  | 0.00E+0  | 0.00E+0 | 0.00E+0  | 0.00E+0 | 0.00E+0  | 5.98E+1  |
| FW        | [m <sup>3</sup> ] | 5.48E-2 | 1.72E-4 | 6.37E-3  | 0.00E+0 | 4.27E-3 | 9.59E-6 | 1.43E-2  | 1.64E-4  | 4.15E-5 | -8.38E-4 | 0.00E+0 | -7.80E-3 | -5.16E-3 |

Caption: PERE = Use of renewable primary energy excluding renewable primary energy resources used as raw materials; PERM = Use of renewable primary energy resources used as raw materials; PERT = Total use of renewable primary energy resources; PENRE = Use of non-renewable primary energy excluding non-renewable primary energy resources used as raw materials; PENRM = Use of non-renewable primary energy resources used as raw materials; PENRT = Total use of non-renewable primary energy resources; SM = Use of secondary material; RSF = Use of renewable secondary fuels; NRSF = Use of non-renewable secondary fuels; FW = Use of net fresh water

### RESULTS OF THE LCA – OUTPUT FLOWS AND WASTE CATEGORIES according to EN 15804+A1:

#### 1 m<sup>2</sup> floor covering

| Parameter | Unit | A1-A3   | A4      | A5      | B1      | B2       | C2      | C3/2    | C3/3     | C4/1    | D        | D/1     | D/2      | D/3      |
|-----------|------|---------|---------|---------|---------|----------|---------|---------|----------|---------|----------|---------|----------|----------|
| HWD       | [kg] | 3.44E-7 | 1.23E-7 | 4.33E-8 | 0.00E+0 | 9.63E-10 | 6.86E-9 | 8.52E-9 | 1.33E-10 | 1.24E-8 | -1.32E-9 | 0.00E+0 | -1.24E-8 | 2.91E-9  |
| NHWD      | [kg] | 4.97E-1 | 4.06E-4 | 1.02E-1 | 0.00E+0 | 5.63E-3  | 2.26E-5 | 6.34E-1 | 2.27E-4  | 3.25E+0 | -1.53E-3 | 0.00E+0 | -1.43E-2 | -3.28E-1 |
| RWD       | [kg] | 6.33E-3 | 3.28E-6 | 5.78E-4 | 0.00E+0 | 3.38E-4  | 1.83E-7 | 8.73E-5 | 4.86E-5  | 4.08E-5 | -2.47E-4 | 0.00E+0 | -2.30E-3 | -1.95E-4 |
| CRU       | [kg] | 0.00E+0 | 0.00E+0 | 0.00E+0 | 0.00E+0 | 0.00E+0  | 0.00E+0 | 0.00E+0 | 0.00E+0  | 0.00E+0 | 0.00E+0  | 0.00E+0 | 0.00E+0  | 0.00E+0  |
| MFR       | [kg] | 1.79E-2 | 0.00E+0 | 7.00E-2 | 0.00E+0 | 0.00E+0  | 0.00E+0 | 0.00E+0 | 1.25E+0  | 0.00E+0 | 0.00E+0  | 0.00E+0 | 0.00E+0  | 0.00E+0  |
| MER       | [kg] | 0.00E+0 | 0.00E+0 | 0.00E+0 | 0.00E+0 | 0.00E+0  | 0.00E+0 | 0.00E+0 | 2.01E+0  | 0.00E+0 | 0.00E+0  | 0.00E+0 | 0.00E+0  | 0.00E+0  |
| EEE       | [MJ] | 0.00E+0 | 0.00E+0 | 8.58E-1 | 0.00E+0 | 0.00E+0  | 0.00E+0 | 8.05E+0 | 0.00E+0  | 0.00E+0 | 0.00E+0  | 0.00E+0 | 0.00E+0  | 0.00E+0  |
| EET       | [MJ] | 0.00E+0 | 0.00E+0 | 1.56E+0 | 0.00E+0 | 0.00E+0  | 0.00E+0 | 1.47E+1 | 0.00E+0  | 0.00E+0 | 0.00E+0  | 0.00E+0 | 0.00E+0  | 0.00E+0  |

Caption: HWD = Hazardous waste disposed; NHWD = Non-hazardous waste disposed; RWD = Radioactive waste disposed; CRU = Components for re-use; MFR = Materials for recycling; MER = Materials for energy recovery; EEE = Exported electrical energy; EEE = Exported thermal energy

## References

### EN 1307

DIN EN 1307: 2014+A1:2016: Textile floor coverings - Classification

### EN 13501-1

DIN EN 13501-1:2010-01: Fire classification of construction products and building elements - Part 1: Classification using data from reaction to fire tests

### EN 14041

DIN EN 14041: 2008-05: Resilient, textile and laminate floor coverings - Essential characteristics

### EN 15804

EN 15804:2012-04+A1 2013/, Sustainability of construction works — Environmental Product Declarations — Core rules for the product category of construction products

### EN 16810

DIN EN 16810: 2017-08: Resilient, textile and laminate floor coverings – Environmental product declarations – Product category rules

### ISO 10874

DIN EN ISO 10874: 2012-04: Resilient, textile and laminate floor coverings - Classification

### ISO 14025

DIN EN /ISO 14025:2011-10: Environmental labels and declarations — Type III environmental declarations — Principles and procedures

### ISO 15686

ISO 15686: Buildings and constructed assets - Service life planning

ISO 15686-1: 2011-05: Part 1: General principles and framework

ISO 15686-2: 2012-05: Part 2: Service life prediction procedures

ISO 15686-7: 2006-03: Part 7: Performance evaluation for feedback of service life data from practice

ISO 15686-8: 2008-06: Part 8: Reference service life and service-life estimation

### Regulation (EU) No. 305/2011

Regulation No. 305/2011 Construction Products Regulation (CPR) of the European Council and of the European Parliament, April 2011

### CML

Institute of Environmental Sciences - in Dutch 'Centrum voor Milieuwetenschappen in Leiden' (CML), Leiden, The Netherlands

### ECHA candidate list

Candidate List of substances of very high concern (SVHCs) from 16.01.2020, European Chemicals Agency (ECHA), Helsinki, Finland

### ecoinvent 3.6

ecoinvent, Zurich, Switzerland, database version 3.6, published September 2019

### GaBi database 2020

GaBi Software-System and Database for Life Cycle Engineering, thinkstep AG, Leinfelden-Echterdingen, service pack 40, 2020

### IBU 2016

IBU (2016): General Programme Instructions for the Preparation of EPDs at the Institut Bauen und Umwelt e.V., Version 1.1 Institut Bauen und Umwelt e.V., Berlin, [www.ibu-epd.de](http://www.ibu-epd.de)

### PCR Part A

Product Category Rules for Construction Products from the range of Environmental Product Declarations. Part A: Calculation Rules for the Life Cycle Assessment and Requirements on the Background Report, V1.8, Berlin: Institut Bauen und Umwelt e.V. (IBU), July 2019

### PCR Part B

Product Category Rules for Construction Products from the range of Environmental Product Declarations of Institut Bauen und Umwelt (IBU), Part B: Requirements on the EPD for floor coverings, V1.2, Berlin: Institut Bauen und Umwelt e.V. (IBU), February 2018

### PRODIS

Product Information System (PRODIS) of the European Carpet Industry, Gemeinschaft umweltfreundlicher Teppichboden e.V (GUT) and European Carpet and Rug Association (ECRA), <http://www.pro-dis.info>

### REACH

Regulation (EC) No 1907/2006 of the European Parliament and of the Council of 18 December 2006 concerning the Registration, Evaluation, Authorisation and Restriction of Chemicals (REACH). Last update: 25.03.2014 (Status: 27.06.2018)

### VDZ e.V.

Association of German Cement Works, Ed. Environmental Data of the German Cement Industry 2018

**Publisher**

Institut Bauen und Umwelt e.V.  
Panoramastr. 1  
10178 Berlin  
Germany

Tel +49 (0)30 3087748- 0  
Fax +49 (0)30 3087748- 29  
Mail [info@ibu-epd.com](mailto:info@ibu-epd.com)  
Web [www.ibu-epd.com](http://www.ibu-epd.com)

**Programme holder**

Institut Bauen und Umwelt e.V.  
Panoramastr. 1  
10178 Berlin  
Germany

Tel +49 (0)30 - 3087748- 0  
Fax +49 (0)30 - 3087748 - 29  
Mail [info@ibu-epd.com](mailto:info@ibu-epd.com)  
Web [www.ibu-epd.com](http://www.ibu-epd.com)

**Author of the Life Cycle****Assessment**

Gemeinschaft umweltfreundlicher  
Teppichboden (GUT) e.V.  
Schönebergstraße 2  
52068 Aachen  
Germany

Tel +49 (0)241 96843 410  
Fax +49 (0)241 96843 400  
Mail [mail@gut-ev.de](mailto:mail@gut-ev.de)  
Web [www.gut-ev.org](http://www.gut-ev.org)

**Owner of the Declaration**

Ege Carpets A/S  
Industrivej Nord 25  
7400 Herning  
Denmark

Tel +45 (0) 97 11 88 11  
Fax +45 (0) 97 11 63 30  
Mail [ege@ege.dk](mailto:ege@ege.dk)  
Web [www.egecarpets.com](http://www.egecarpets.com)